

Ports Toronto Power Vessel Operator Permit

Howie Colt



Recreational boaters operating a powered vessel within the Port and Harbour of Toronto must be in possession of **BOTH** a Powered Vessel Operator's permit and a Pleasure Craft Operator Card.

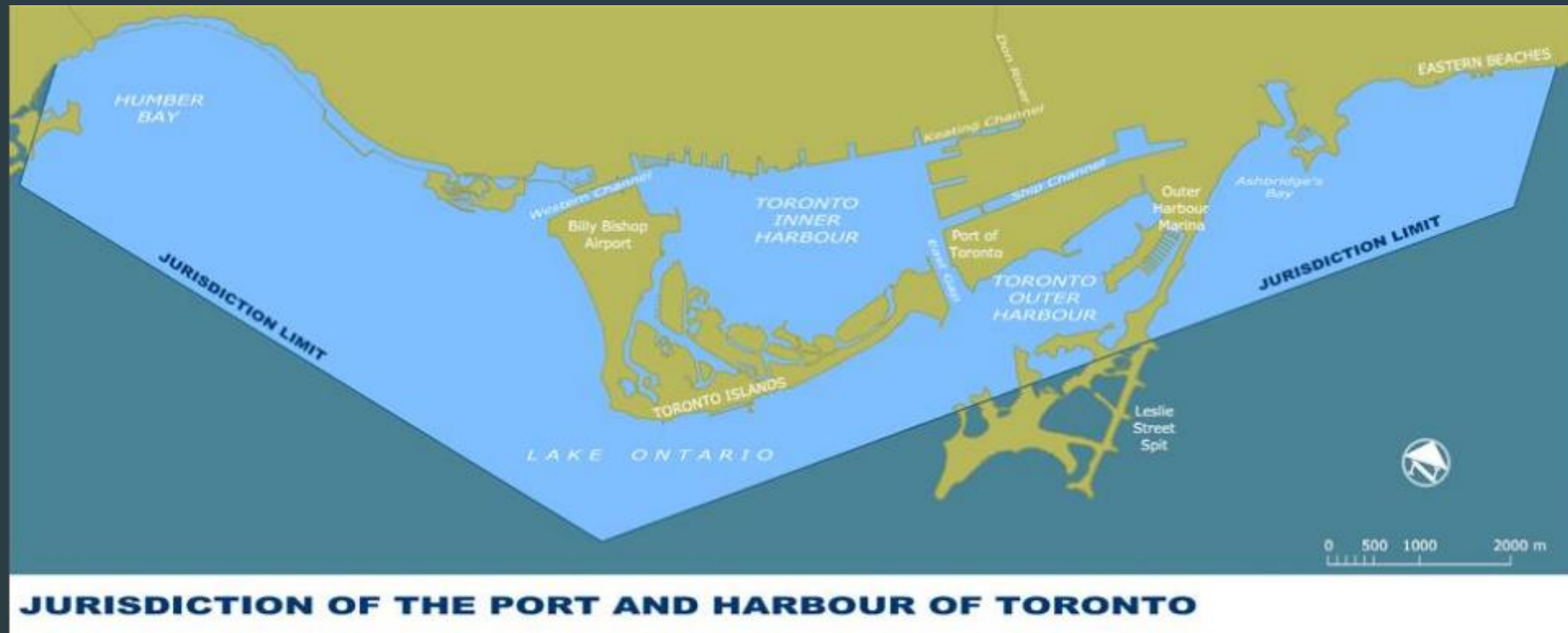
Overview

20 Multiple Choice Questions
Practical Skills

Overview

- Practice & Procedures
- Speed Limits
- Sound Signals
- Collision Regulations
- Swimming & Diving
- Alcohol & Boating
- Harbour jurisdiction
- Required Safety Equipment
- Distress Signals
- Navigational Aids
- Accident Reporting
- Re-fueling procedures

Harbour Jurisdiction



Harbour Jurisdiction - a line extending one nautical mile south of the Humber River, one mile nautical south of the southern most point of Gibraltar Point, one nautical mile south of Victoria Park Avenue

Speed Limits

Safe Speed having consideration of the following

- Visibility
- Traffic Density
- Stopping/Turning Ability
- Background Light (i.e.: shore)
- Sea State (wind/sea/current/hazards)
- Boat draft vs. water depth
- Additional considerations for vessels with radar

Shipping Act Rule 6

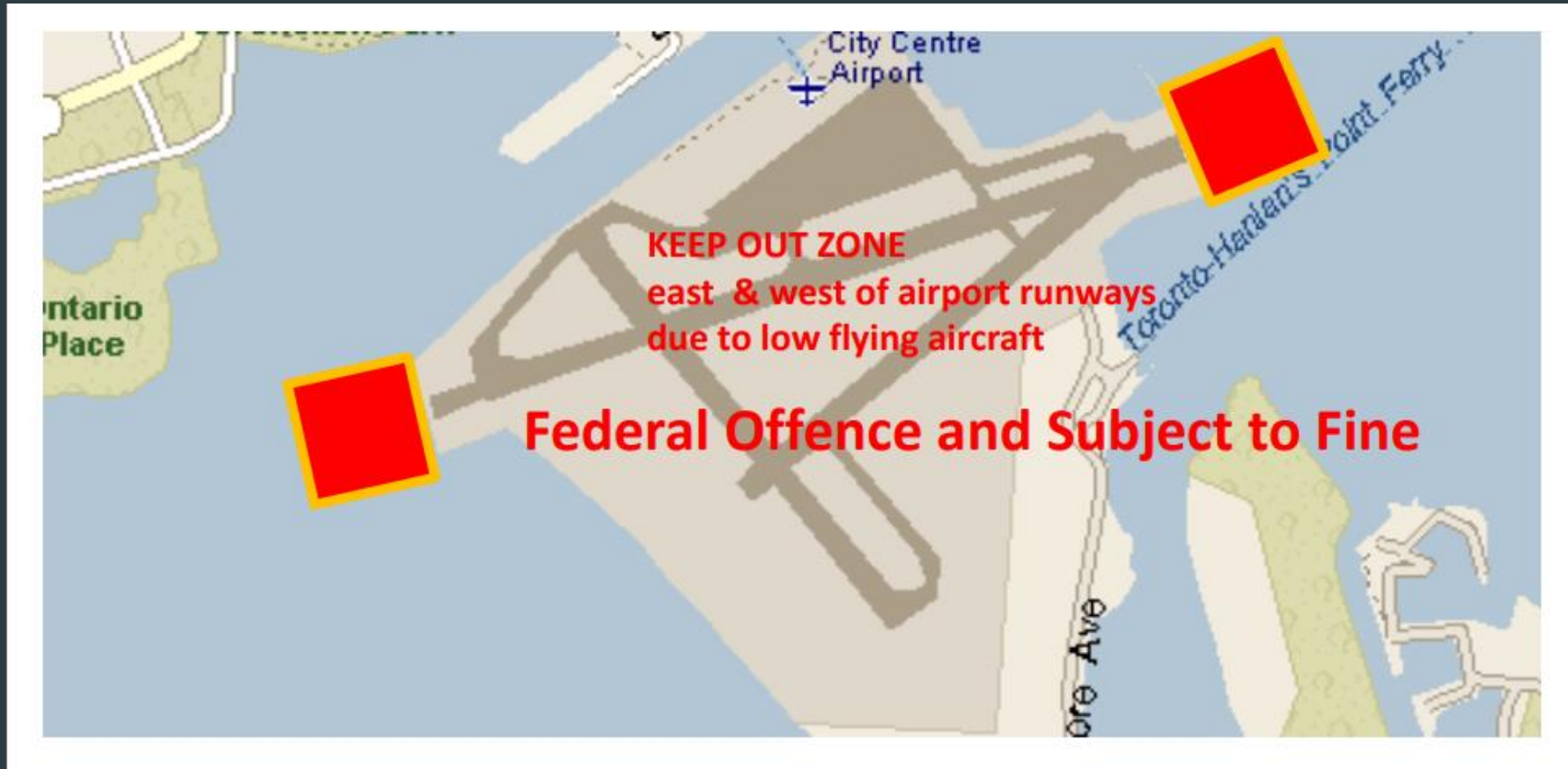
Speed Limits

- No vessel shall exceed a speed of 5 knots (10 km/hr) within 150 metres of any shoreline or breakwater.
- Except as provided for above, no vessel shall exceed 10 knots (19 km/hr) elsewhere the 'Inner' and "Outer" Harbours.
- No vessel shall produce a wake within Toronto Island lagoons, nor navigable waters between the shoreline and Western Breakwater.

Speed Limits



Airport Runway Marine Exclusion Zone



Safety Equipment 6-9m

BOAT TYPE AND LENGTH	PERSONAL LIFESAVING APPLIANCES	VESSEL SAFETY EQUIPMENT (See Note 1, page 28)	VISUAL SIGNALS (See Note 2, page 28)	NAVIGATION EQUIPMENT	FIRE-FIGHTING EQUIPMENT
PERSONAL WATERCRAFT (PWC) <i>Equipment listed in 2, 3, 4, 5 and 11 is not required if everyone on board is wearing a lifejacket or PFD.</i> <i>Lifejacket or PFD must be inherently buoyant.</i>	<ol style="list-style-type: none"> One (1) lifejacket or PFD for each person on board One (1) buoyant heaving line at least 15 m (49'3") long *One (1) reboarding device 	<ol style="list-style-type: none"> One (1) manual propelling device OR One (1) anchor and at least 15 m (49'3") of cable, rope or chain in any combination One (1) bailer or manual bilge pump 	<ol style="list-style-type: none"> One (1) watertight flashlight OR Three (3) flares of Type A, B or C 	<ol style="list-style-type: none"> One (1) sound-signalling device or appliance **Navigation lights ***One (1) magnetic compass One (1) radar reflector (See Note 3, p. 28) 	<ol style="list-style-type: none"> One (1) 5B: C fire extinguisher
SAIL AND POWER BOATS UP TO 6 M (19'8")	<ol style="list-style-type: none"> One (1) lifejacket or PFD for each person on board One (1) buoyant heaving line at least 15 m (49'3") long *One (1) reboarding device 	<ol style="list-style-type: none"> One (1) manual propelling device OR One (1) anchor and at least 15 m (49'3") of cable, rope or chain in any combination One (1) bailer or manual bilge pump 	<i>If boat is equipped with a motor:</i> <ol style="list-style-type: none"> One (1) watertight flashlight OR Three (3) flares of Type A, B or C 	<ol style="list-style-type: none"> One (1) sound-signalling device or appliance **Navigation lights ***One (1) magnetic compass One (1) radar reflector (See Note 3, p. 28) 	<ol style="list-style-type: none"> One (1) 5B: C fire extinguisher if equipped with an inboard engine, a fixed fuel tank of any size, or a fuel-burning cooking, heating or refrigerating appliance
SAIL AND POWER BOATS OVER 6 M AND UP TO 9 M (19'8" – 29'6")	<ol style="list-style-type: none"> One (1) lifejacket or PFD for each person on board One (1) buoyant heaving line at least 15 m (49'3") long OR One (1) lifebuoy attached to a buoyant line at least 15 m (49'3") long *One (1) reboarding device 	<ol style="list-style-type: none"> One (1) manual propelling device OR One (1) anchor and at least 15 m (49'3") of cable, rope or chain in any combination One (1) bailer or manual bilge pump 	<ol style="list-style-type: none"> One (1) watertight flashlight Six (6) flares of Type A, B or C 	<ol style="list-style-type: none"> One (1) sound-signalling device or appliance **Navigation lights ***One (1) magnetic compass One (1) radar reflector (See Note 3, p. 28) 	<ol style="list-style-type: none"> One (1) 5B: C fire extinguisher if equipped with a motor One (1) 5B: C fire extinguisher if equipped with a fuel-burning cooking, heating or refrigerating appliance
SAIL AND POWER BOATS OVER 9 M AND UP TO 12 M (29'6" – 39'4")	<ol style="list-style-type: none"> One (1) lifejacket or PFD for each person on board One (1) buoyant heaving line at least 15 m (49'3") long One (1) lifebuoy attached to a buoyant line at least 15 m (49'3") long *One (1) reboarding device 	<ol style="list-style-type: none"> One (1) anchor and at least 30 m (98'5") of cable, rope or chain in any combination One (1) manual bilge pump OR Bilge-pumping arrangements 	<ol style="list-style-type: none"> One (1) watertight flashlight Twelve (12) flares of Type A, B, C or D, not more than six (6) of which are of Type D 	<ol style="list-style-type: none"> One (1) sound-signalling device or appliance Navigation lights One (1) magnetic compass One (1) radar reflector (See Note 3, p. 28) 	<ol style="list-style-type: none"> One (1) 10B: C fire extinguisher if equipped with a motor One (1) 10B: C fire extinguisher if equipped with a fuel-burning cooking, heating or refrigerating appliance

Personal Floatation Device (PFD)

- Approved by DOT (Department of Transport) or Canadian Coast Guard for each person on board
- In Good Condition
- Properly Fitting
- INFLATABLES MUST BE WORN

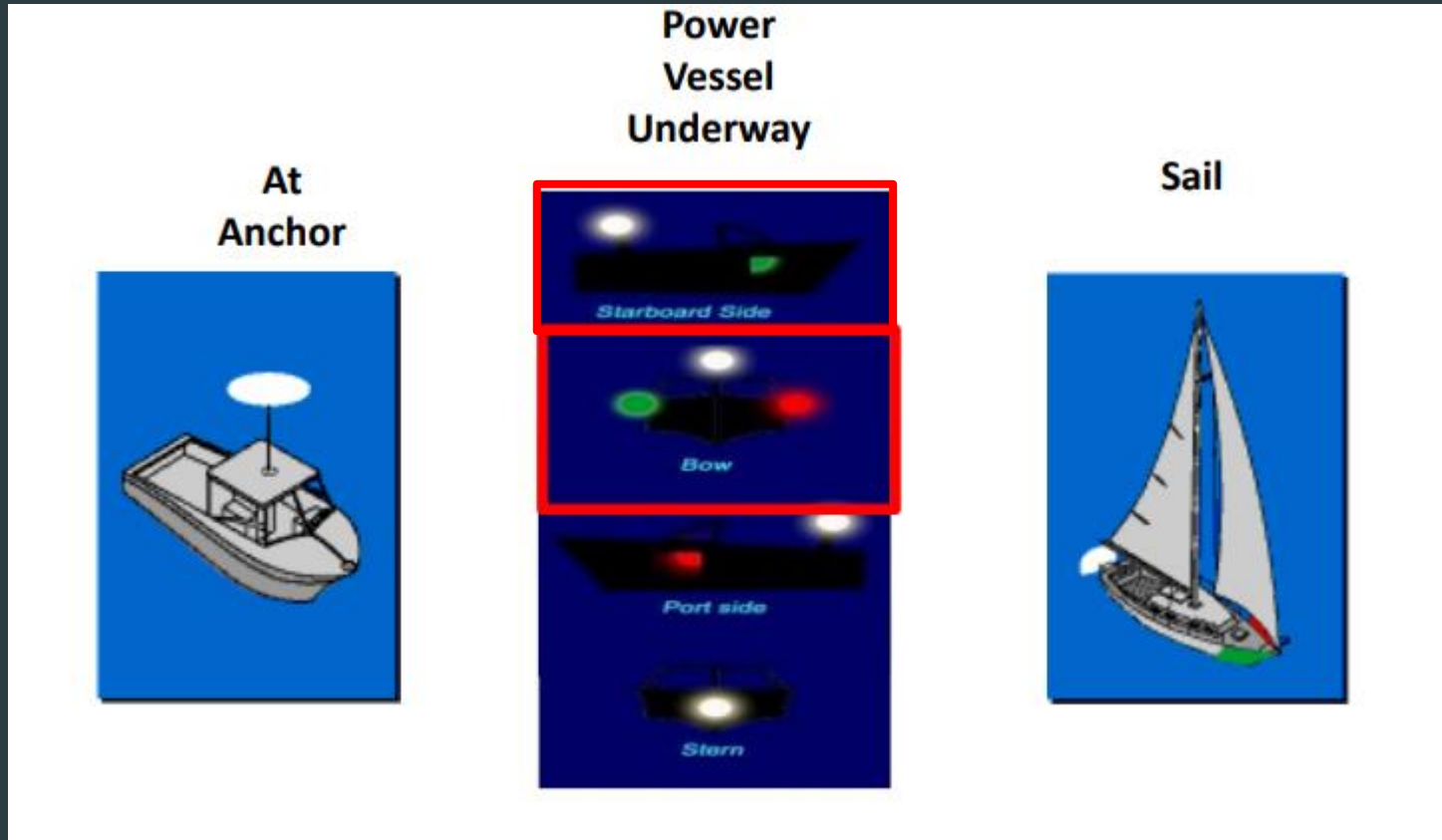


Flares

Only valid for 4 years from date of manufacturing



Navigation Lights



Sound Signals

Changing Direction

- **One short blast** tells other boaters "I intend to pass you on my left (port) side."
- **Two short blasts** tell other boaters "I intend to pass you on my right (starboard) side."
- **Three short blasts** tell other boaters "I am backing up (operating astern propulsion)."

Restricted Visibility

- One prolonged blast at intervals of not more than two minutes is the signal used by power-driven vessels when making way.
- **One prolonged blast plus two short blasts at intervals of not more than two minutes is the signal used by sailboats.**

Warning


- One prolonged blast is a warning signal (for example, used when coming around a blind bend or leaving a dock).
- Five (or more) short, rapid blasts signal danger or signal that you do not understand or that you disagree with the other boater's intentions

Other Distress Signals

STANDARD MARINE DISTRESS SIGNALS

MARINE RADIO

DISTRESS CALL
USE: 2182 kHz (MF)
OR CHANNEL 16,
156.8 MHz (VHF)




CALLING PROCEDURES


MAYDAY MAYDAY MAYDAY	Immediate danger for persons or ship
PAN-PAN PAN-PAN PAN-PAN	Urgent message concerning safety of a person or ship

- Give vessel name and call sign
- State position of vessel
- Describe nature of emergency

CODE FLAGS




N
over
C




BALL
over or under
SQUARE

SOUND SIGNALS

Continuous foghorn, bell or whistle.
1 - minute intervals:
gun or any explosive




DISTRESS CLOTH




FLARES

TYPE A: Parachute rocket
TYPE B: Multi-star rocket
TYPE C: Hand-held
TYPE D: Buoyant or hand-held orange smoke




RADIOTELEGRAPH

- (S.O.S.) 500 kHz




ARM SIGNAL

Do not use this signal near helicopters (different meaning).




DYE MARKER



FLASHLIGHT

S O S



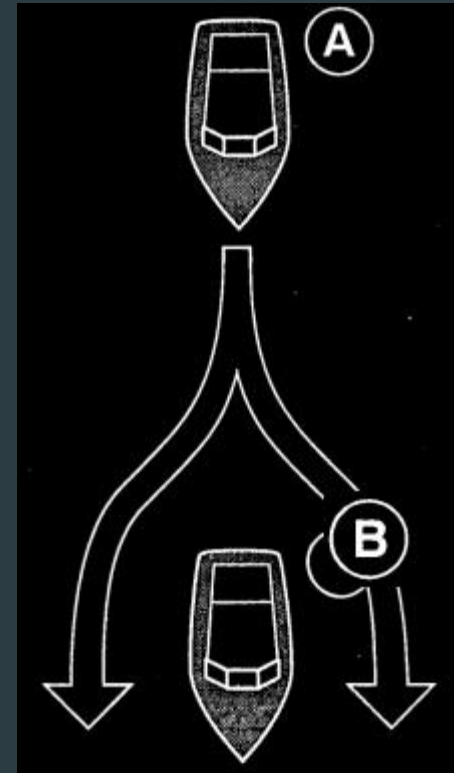
Action in Low Visibility

- Reduce Speed
- Appoint a Lookout
- Turn on Navigation Lights
- Use Sound Signals
- Listen
- Turn on Radar

Collision Regulations

Overtaking Vessel (R13)

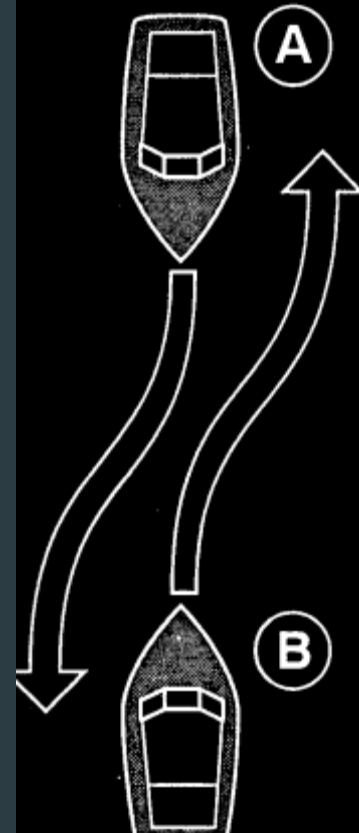
OVERTAKING Vessel A must Give Way to Vessel B being overtaken



Collision Regulations

Approaching Vessels (power) (R14)

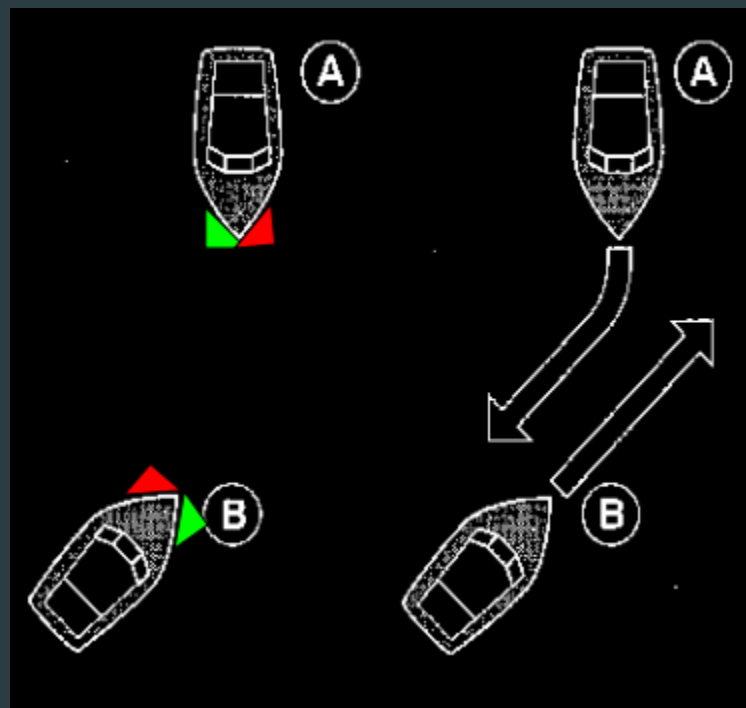
TWO VESSELS UNDER POWER Must stand clear of each other



Collision Regulations

Approaching Power Vessels at an Angle (R15)

Vessel to Starboard (B) is
Stand On
Vessel to Port (A) is
Give Way and must pass to
the Giveaway vessel's stern



Collision Regulations


Priority of Vessel Type

- Not Under Command
- Constrained by Draught
- Engaged in Fishing
- Sailing
- Power Vessel
- Overtaking
- Sea Plane



Swimming & Diving

- No Swimming in Port unless in designated areas or by written authorization
- No Diving in channels




Navigational Aids

LATERAL BUOYS

PORT HAND


GREEN LIGHT



DESCRIPTION


- GREEN
- GREEN LIGHT (FI) 4s OR (Q) 1s (IF EQUIPPED)
- IF UNLIGHTED, IT HAS A FLAT TOP
- TOPMARK IS A SINGLE GREEN CYLINDER (IF EQUIPPED)
- LETTER(S) AND ODD NUMBER(S)
- GREEN RETROREFLECTIVE MATERIAL

BLACK OR GREEN



DESCRIPTION
BLACK OR GREEN SQUARE CENTERED ON A WHITE BACKGROUND WITH A GREEN REFLECTING BORDER. MAY DISPLAY AN ODD NUMBER.


USERS GUIDE
A PORT HAND BUOY MARKS THE PORT (LEFT) SIDE OF A CHANNEL OR THE LOCATION OF A DANGER WHICH MUST BE KEPT ON THE VESSEL'S PORT (LEFT) SIDE WHEN PROCEEDING IN THE UPSTREAM DIRECTION



UPSTREAM

STARBOARD HAND

RED LIGHT





DESCRIPTION

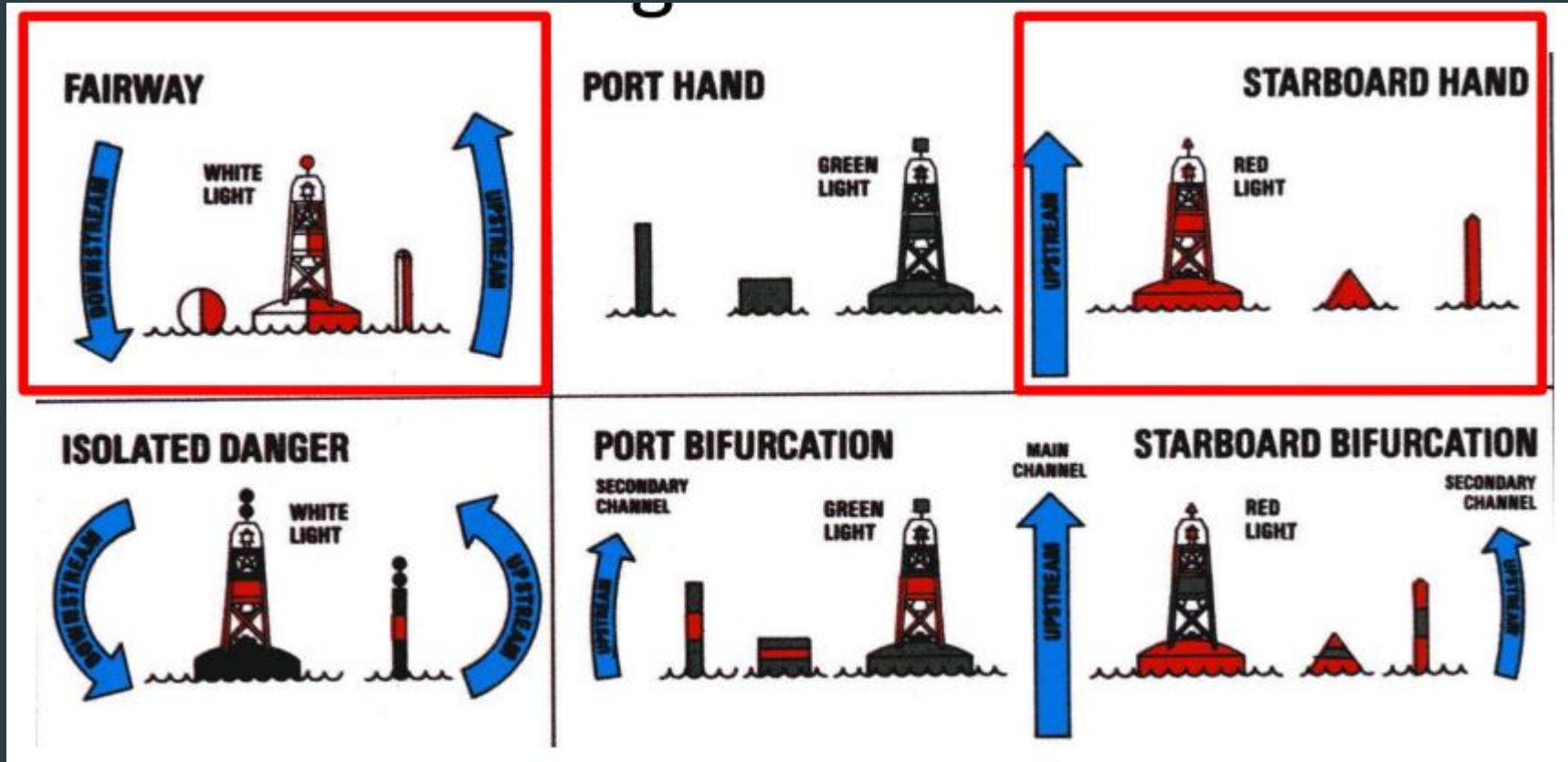
- RED
- RED LIGHT (FI) 4s OR (Q) 1s (IF EQUIPPED)
- IF UNLIGHTED, IT HAS A POINTED (CONICAL) TOP
- TOPMARK IS A SINGLE RED CONE, POINT UPWARD (IF EQUIPPED)
- LETTER(S) AND EVEN NUMBER(S)
- RED RETROREFLECTIVE MATERIAL

DESCRIPTION
A RED TRIANGLE CENTERED ON A WHITE BACKGROUND WITH A RED REFLECTING BORDER. MAY DISPLAY AN EVEN NUMBER.

USERS GUIDE
A STARBOARD HAND BUOY MARKS THE STARBOARD (RIGHT) SIDE OF A CHANNEL OR THE LOCATION OF A DANGER WHICH MUST BE KEPT ON THE VESSEL'S STARBOARD (RIGHT) SIDE WHEN PROCEEDING IN THE UPSTREAM DIRECTION



Navigational Aids



Accident Reporting

The owner, master, pilot or person in charge of all vessels involved in an accident which causes death or injury, or loss, destruction or damage to property; a collision; or a grounding, shall deliver immediately to the Authority, or the Toronto Police Services Marine Unit, notification giving full details.

Alcohol and Boating

Same penalties as those for drinking and driving:

- 3, 7 or 30 day driver's licence suspension if caught with a blood alcohol concentration (BAC) in the "warn" range (0.05 to 0.08) • Exceeding a 0.08 BAC: Immediate 90-day Administrative Driver's Licence Suspension (ADLS) (or for refusing to provide a breath sample)
- **If convicted under the Criminal Code, the boater's boating and driver's licence** can be suspended for one year up to a lifetime and: - Mandatory alcohol assessment, education or treatment, and follow-up - Ignition interlock condition on their driver's licence for one year to up to a lifetime - Vehicle impoundment for driving while under suspension
- These penalties apply to anyone who is caught drinking and operating motorized and non-motorized vessels, including power boats, canoes, kayaks, jet-skis, sailboats, dinghies and other inflatable boats and rafts.

Refueling

1. Secure boat to the dock.
2. Switch off engine(s).
3. Extinguish all open flames.
4. Do not use electrical switches.
5. No smoking.
6. Ports, hatches, and doors closed.
7. **Portable tanks should be refueled ashore.**
8. All passengers are ashore.
9. Ground hose nozzle firmly against fill pipe opening.
10. Do not overfill.
11. Wipe up any spillage
12. Turn blower on for four minutes minimum.
13. Check for vapours.

Emergency Procedures

Crew Overboard

- Sound an Alarm “CREW OVERBOARD!!”
- Appoint a Spotter to watch Swimmer
- Throw buoyant items overboard
- **Stop boat if possible**
- Return to Swimmer
- **Approach Swimmer in neutral**

Practical Test

- Leave dock
- Drive forward completing a figure 8
- Reverse 20m
- Stop
- Drop Buoy overboard
- Pick up Buoy from downwind in neutral

Practical Test

Book Your Practical and Written Exam Now
Thursdays 5-8pm
www.gonesailingadventures.com/booknow

415 Queens Quay W
@ The Spadina Wave Deck
Toronto ON M5V 0A4

info@gosailto.com

416 240 0202

